

ASX Announcement

Thursday, 17 October 2019

ASX: WPL
OTC: WOPEY

Woodside Petroleum Ltd.

ACN 004 898 962

Mia Yellagonga
11 Mount Street
Perth WA 6000
Australia

T +61 8 9348 4000

www.woodside.com.au

THIRD QUARTER REPORT FOR PERIOD ENDED 30 SEPTEMBER 2019

Performance highlights

- Delivered production of 24.9 MMboe, up 44% from the previous quarter.
- Delivered sales revenue of \$1,164 million, up 58% from the previous quarter.
- Achieved 99.7% reliability at Pluto LNG with record quarterly production and daily production rates.
- First oil produced from the Greater Enfield Project.
- Executed major integrated turnarounds at the North West Shelf Project.
- Signed mid-term agreements for the supply of approximately 3.5 million tonnes of LNG in the period 2020 to 2026.

Delivering a clear plan across three horizons

- Achieved a positive final investment decision for the Pyxis Hub project.
- Signed a heads of agreement (HOA) with Uniper Global Commodities SE (Uniper) for the sale of LNG for a period of 13 years, commencing in 2021.
- Signed a non-binding letter of agreement with Korea Gas Corporation to determine the feasibility of a green hydrogen pilot project across the value chain.
- Subsequent to the period, signed a HOA with Greening Australia to undertake large-scale, native tree planting projects for carbon offset generation.

Woodside CEO Peter Coleman said Pluto LNG had achieved record production rates, record quarterly production and 99.7% reliability following execution of the major turnaround in the previous quarter.

“Sales revenue was up 58% to \$1,164 million due to a 44% increase in production from the previous quarter and stronger realised LNG pricing.

“Pluto LNG is performing strongly and demonstrating outstanding reliability following the turnaround. We are also achieving pleasing performance from the Ngujima-Yin FPSO following completion of the Greater Enfield Project, with over 2.5 million barrels of oil (100%) produced from the facility since restart. Pluto LNG and the near term growth delivered by the Greater Enfield Project will be key contributors to our 2020 production target of approximately 100 MMboe.

“Our major growth projects are progressing well towards key decision points. For the SNE development in Senegal, we are completing internal technical, cost and schedule reviews ahead of a targeted final investment decision before the end of the year.

“We have taken a final investment decision for the Pyxis Hub Project, comprising the subsea tieback of the Pyxis, Pluto North and Xena 2 infill wells, with key contracts awarded to support design and installation of subsea equipment infrastructure. Development of the Pyxis Hub will support the future operation of Pluto LNG, the Pluto-NWS Interconnector and the broader Burrup Hub vision.

“The technical work for Scarborough continues as planned in support of FID targeted for H1 2020. We are progressing the negotiation for the Browse gas processing agreement and the Browse Joint Venture remains aligned on being ready to commence FEED in Q4 2019.

“We have signed a HOA with Uniper for the supply of LNG for a period of 13 years from 2021. This HOA is further evidence of customer support for our growth strategy.

“As we actively participate in delivering a lower-carbon future, we are investing in native tree planting projects to generate carbon offsets through our recent HOA with Greening Australia, and are collaborating with Korea Gas Corporation to explore the commercial potential for developing a green hydrogen industry,” he said.

Contacts:

INVESTORS

Damien Gare

W: +61 8 9348 4421

M: +61 417 111 697

E: investor@woodside.com.au

MEDIA

Christine Forster

M: +61 484 112 469

E: christine.forster@woodside.com.au

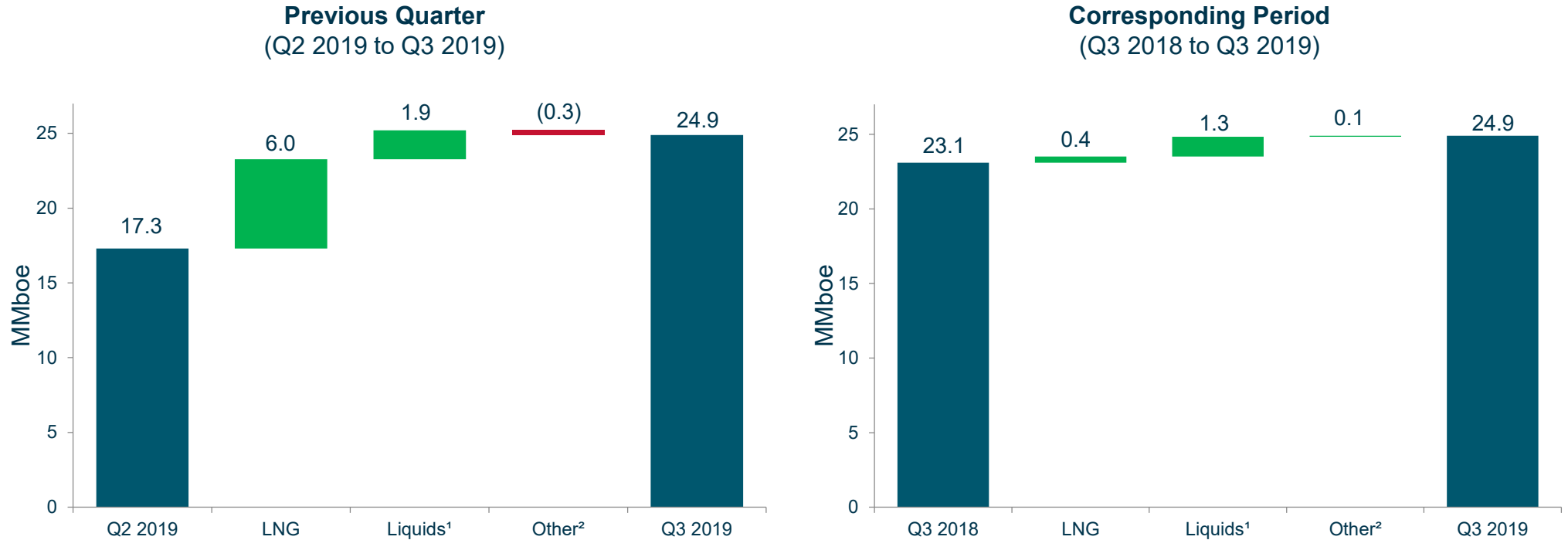
THIRD QUARTER 2019 REPORT

17 October 2019



Production

Record Pluto LNG production and Greater Enfield successfully onstream



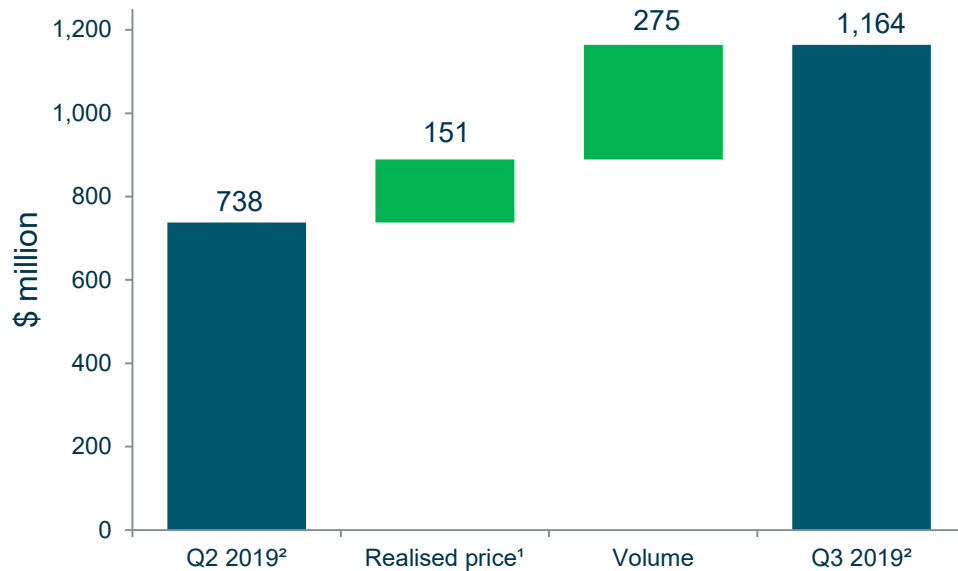
1. Liquids includes oil and condensate.
2. Other includes domestic gas and LPG.

Sales revenue

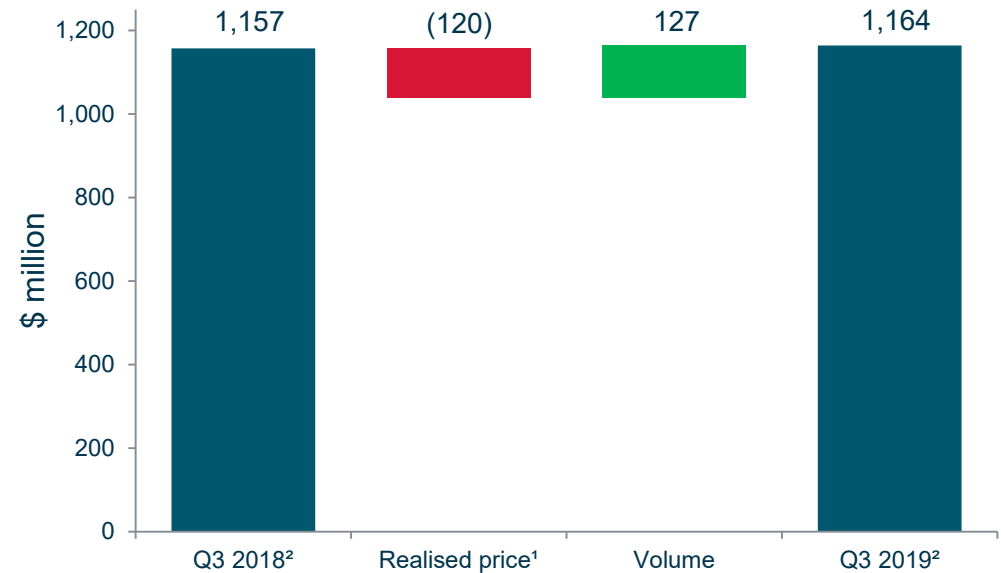
Driven by stronger production and higher realised price



Previous Quarter
(Q2 2019 to Q3 2019)



Corresponding Period
(Q3 2018 to Q3 2019)



1. Represents average realised price including exchange rate impact.

2. Revenue from the sale of produced hydrocarbons only. Excludes processing and services revenue, trading revenue and other hydrocarbon revenue.

Developments

First oil delivered from Greater Enfield Project



GREATER ENFIELD

- First oil from the Greater Enfield Project was delivered on 25 August 2019, on schedule and under budget.
- The installation of subsea infrastructure has been completed, with all 12 development wells also complete.
- Following recommencement of production from the Vincent wells in July 2019, over 2.5 million barrels of oil (100%) have been produced from the Vincent and Greater Enfield wells through the Ngujima-Yin FPSO.

GREATER WESTERN FLANK PHASE 3 (GWF-3)

- Orders have been placed for long-lead items required for the subsea, drilling and completions scopes.

PLUTO

- A final investment decision (FID) was taken for the Pyxis Hub project in August 2019. The Pyxis Hub comprises the subsea tie-back of the Pyxis, Pluto North and Xena 2 infill wells. Key contracts have been awarded to support design and installation of subsea equipment and infrastructure.
- The Pluto water handling project is on budget and schedule and at the end of the quarter was 59% complete.

SNE FIELD DEVELOPMENT PHASE 1 (SENEGAL)

- The SNE joint venture submitted an updated SNE Exploitation and Development Plan to the Ministry of Petroleum and Energies in August 2019.
- Internal technical, cost and schedule assurance reviews are currently underway ahead of a targeted FID in 2019.
- The SNE joint venture received confirmation from the Government of Senegal that a two-year exploration period extension would be granted for the PSC areas covering FAN and SNE North-Spica.
- The high-definition 3D marine seismic survey across the SNE, FAN and SNE North-Spica areas commenced in July 2019 and is due for completion in November.

SUNRISE

- The 2018 Treaty Between Australia and the Democratic Republic of Timor-Leste Establishing Their Maritime Boundaries in the Timor Sea entered into force on 30 August 2019.

Developments

Browse approvals progressing to plan



BROWSE TO NORTH WEST SHELF PROJECT

- The Browse Joint Venture is aligned on being ready to commence FEED by the end of 2019. Negotiation of the gas processing agreement is continuing in support of this target.
- Woodside is targeting FID in H1 2021, to allow an appropriate period for FEED consistent with the scale of the project. The targeted RFSU dates of 2026 and 2027 remain unchanged.
- The geophysical survey of the proposed trunkline route was safely completed in August 2019.
- Multiple regulatory submissions were made in the period:
 - The draft environmental impact statement/environmental review document (ERD) was submitted to the Department of Environment and Energy (DoEE) and WA Environmental Protection Authority (EPA) on 13 September 2019 for review prior to release for public consultation.
 - The preliminary field development plan was submitted to the National Offshore Petroleum Titles Administrator on 4 September 2019.
 - The social impact assessment was submitted to the WA Department of Jobs, Tourism, Science and Innovation on 16 August 2019.

NWS PROJECT EXTENSION

- The draft ERD was submitted to the EPA on 13 September 2019 for review prior to release for public consultation.
- The *North West Shelf Gas Development (Woodside) Agreement Amendment Bill 2019* was introduced to the Western Australian Parliament in September 2019. Passage of the Bill will enable the extension of operations at the NWS Project.

BURRUP HUB

- The Burrup Hub economic impact assessment, including a Browse to NWS Project and NWS Project Extension scenario, was submitted to the WA Department of Jobs, Tourism, Science and Innovation on 6 September 2019.
- A detailed economic impact assessment of the activities associated with the Burrup Hub was published by ACIL Allen in July 2019, available at <https://www.acilallen.com.au/insights/future-development>.

Developments

Securing cost and schedule certainty



SCARBOROUGH AND PLUTO TRAIN 2

- Tolling agreement negotiations are actively progressing to finalise the terms for processing Scarborough gas through Pluto Train 2.
 - Woodside is targeting FID in H1 2020.
 - Woodside is performing a geophysical interpretation and integrated subsurface study of the Scarborough gas resource. Preliminary results indicate a material increase in gas volume, potentially impacting Woodside's contingent resource. Any necessary update to Woodside's reserves and resources statement will be made following completion of the study, including appropriate assurance.
 - The long-lead subsea trees required for the subsea development were ordered by Woodside on a 100% basis.
 - Delivery slots were secured for six Pluto Train 2 refrigerant compressor and gas turbine packages.
- Multiple regulatory submissions were made in the period:
 - The State waters near shore environmental referral documents were assessed by the WA EPA in July 2019, which included a four-week public comment period completed in September 2019.
 - The DoEE released its near shore referral decision on 12 August 2019, which means no further environmental assessment or approval is required by the Commonwealth Government for State waters.
 - The offshore project proposal (OPP) eight-week public comment period closed during the quarter. Subsequent to the period, Woodside resubmitted the OPP documents to the regulator for approval.
 - The Australian Industry Participation Plan bi-annual report was approved in August 2019.
 - The development approval application for the Pluto Train 2 workforce temporary accommodation camp was submitted to the City of Karratha in September 2019.

MARKETING, TRADING & SHIPPING

- Woodside signed a heads of agreement (HOA) with Uniper Global Commodities SE (Uniper) for the sale of LNG for a period of 13 years, commencing in 2021. The quantity of LNG to be supplied will initially be up to 0.5 Mtpa, increasing to approximately 1 Mtpa from 2025. The HOA is conditional on the execution of a sale and purchase agreement, obtaining all necessary approvals and, with respect to supply from 2025, FID on the Scarborough development.
- Woodside signed mid-term agreements in the quarter for the supply of up to approximately 3.5 million tonnes of LNG in the period 2020 to 2026. The LNG will be sourced from Woodside's global portfolio.

TECHNOLOGY

- Woodside and Korea Gas Corporation signed a non-binding letter of agreement in September 2019 to determine the feasibility of a green hydrogen pilot project across the entire value chain, including production, storage, transportation and distribution.
- Woodside signed an agreement to invest in Blue Ocean Seismic Services Limited in September 2019 for the development of disruptive seismic acquisition technology utilising autonomous underwater vehicles to improve efficiency and reduce cost.

INVESTOR ENGAGEMENT

- Woodside's Investor Briefing Day will be held in Sydney on Tuesday, 19 November 2019.

SUSTAINABILITY

- The 2019 Dow Jones Sustainability Index, released in September 2019, placed Woodside in the top 6% of upstream and integrated oil and gas companies worldwide for sustainability performance. Woodside achieved the highest possible score in approach to tax for the third successive year.
- Subsequent to the period, Woodside signed a HOA with Greening Australia to undertake large-scale, native tree planting projects for carbon offset generation. The first phase will involve planting up to 5,000 hectares primarily in Western Australia.

ORGANISATION

- Ms Meg O'Neill commenced as Executive Vice President Development on 30 September 2019, succeeding Mr Robert Edwardes.
- Ms Fiona Hick has been appointed as acting Executive Vice President Operations. Appointment of the Chief Operations Officer will be the subject of a future announcement.

Guidance



2019 full-year line item guidance:

Item	Full-year guidance	Remarks
	Total depreciation and amortisation	\$1,650 – 1,800 million
Depreciation and amortisation	Oil & gas properties	\$1,550 – 1,650 million Effective depreciation rate of \$17.0 – 18.0/boe
	Lease assets	\$70 – 100 million Due to adoption of AASB 16 <i>Leases</i>
	Other property and equipment, and Exploration and evaluation amortisation	\$30 – 50 million

DATA TABLES

Data supplement containing production, sales, revenue and expenditure tables in Excel format is available on the Woodside website.



Production summary



Woodside's share of production for the quarter ended 30 September 2019 with appropriate comparatives:

Production			Three months ended			Year to date	
			30 Sep 2019	30 Jun 2019	30 Sep 2018	30 Sep 2019	30 Sep 2018
North West Shelf	LNG	tonne	550,942	704,438	694,231	1,872,544	1,994,441
	Condensate	bbl	1,071,506	1,297,378	1,244,850	3,519,863	3,484,791
	LPG	tonne	16,266	17,880	20,333	49,275	55,687
Pluto	LNG	tonne	1,219,015	393,254	1,088,340	2,691,985	3,347,208
	Condensate	bbl	819,431	285,515	737,946	1,830,673	2,252,088
Wheatstone	LNG	tonne	339,509	340,479	280,931	951,814	570,293
	Condensate	bbl	654,682	628,040	476,201	1,722,587	953,355
Nganhurra ⁴	Oil	bbl	-	-	199,785	-	593,641
Ngujima-Yin ⁵	Oil	bbl	1,527,476	-	-	1,527,476	1,302,670
Okha	Oil	bbl	435,697	365,714	522,279	1,150,952	1,328,808
Australia	Domestic gas ¹	TJ	8,922	9,680	6,467	25,116	20,890
Canada	Domestic gas ²	TJ	14	1,114	1,839	3,052	5,496
Total³		boe	24,889,722	17,296,436	23,082,961	63,888,846	67,336,903

1. Includes jointly and independently marketed gas sales.
2. Produced into the Canadian gas network for distribution in North America.
3. Conversion factors are identified on slide 17.
4. The Nganhurra FPSO (Enfield) ceased production in November 2018.
5. The Ngujima-Yin FPSO produces oil from the Vincent and Greater Enfield resources.

Product sales



Woodside's sales for the quarter ended 30 September 2019 with appropriate comparatives:

Sales			Three months ended			Year to date	
			30 Sep 2019	30 Jun 2019	30 Sep 2018	30 Sep 2019	30 Sep 2018
North West Shelf	LNG	tonne	556,975	715,284	593,338	1,924,505	1,829,998
	Condensate	bbl	650,383	1,332,490	1,299,901	3,282,784	3,301,824
	LPG	tonne	-	-	-	45,604	44,497
Pluto	LNG	tonne	1,138,714	448,092	1,025,367	2,693,937	3,294,870
	Condensate	bbl	1,085,216	-	941,012	2,165,719	2,739,202
Wheatstone	LNG	tonne	318,047	259,290	191,869	753,269	497,002
	Condensate	bbl	345,309	723,162	352,189	1,406,888	697,263
Nganhurra ⁴	Oil	bbl	-	-	287,122	-	744,027
Ngujima-Yin ⁵	Oil	bbl	1,138,503	-	-	1,138,503	1,443,200
Okha	Oil	bbl	653,603	517,586	603,033	1,171,189	1,251,708
Australia	Domestic gas ¹	TJ	9,026	9,523	6,622	25,054	21,256
Canada	Domestic gas ²	TJ	14	1,114	1,839	3,052	5,496
Total³		boe	23,285,386	16,982,869	20,991,448	61,974,435	64,983,740

1. Includes jointly and independently marketed gas sales.
2. Produced into the Canadian gas network for distribution in North America.
3. Conversion factors are identified on slide 17.
4. The Nganhurra FPSO (Enfield) ceased production in November 2018.
5. The Ngujima-Yin FPSO produces oil from the Vincent and Greater Enfield resources.

Revenue



Woodside's sales and operating revenue for the quarter ended 30 September 2019 with appropriate comparatives:

Revenue (US\$ million)		Three months ended			Year to date	
		30 Sep 2019	30 Jun 2019	30 Sep 2018	30 Sep 2019	30 Sep 2018
Sales revenue						
North West Shelf	LNG ¹	203	249	256	770	743
	Condensate	34	86	93	198	236
	LPG	-	-	-	23	25
Pluto	LNG	555	199	522	1,345	1,599
	Condensate	70	-	70	133	198
Wheatstone	LNG	143	100	103	351	242
	Condensate	19	45	25	85	51
Nganhurra ⁴	Oil	-	-	22	-	56
Ngujima-Yin ⁵	Oil	81	-	-	81	101
Okha	Oil	37	36	44	73	87
Australia	Domestic gas	22	23	20	62	65
Canada	Domestic gas	-	-	2	2	5
Total sales revenue		1,164	738	1,157	3,123	3,408
LNG processing revenue²		37	(3)	49	83	150
Gross trading revenue		10	51	86	161	121
Other hydrocarbon revenue³		37	50	-	141	1
Total revenue		1,248	836	1,292	3,508	3,680

1. Includes the impact of price reviews completed during the quarter.
2. LNG processing revenue impacted by Pluto turnaround and changes to LNG processing agreements, effective 1 January 2019.
3. Revenue from sale of non-produced hydrocarbons.
4. The Nganhurra FPSO (Enfield) ceased production in November 2018.
5. The Ngujima-Yin FPSO produces oil from the Vincent and Greater Enfield resources.

Expenditure



Woodside's share of exploration, evaluation and capital expenditure for the quarter ended 30 September 2019 with appropriate comparatives:

Expenditure (US\$ million)	Three months ended			Year to date	
	30 Sep 2019	30 Jun 2019	30 Sep 2018	30 Sep 2019	30 Sep 2018
Exploration and evaluation expense					
Exploration expensed ¹	16	62	40	117	191
Permit amortisation	3	4	13	11	39
Evaluation expensed	1	1	-	3	3
Total	20	67	53	131	233
Capital expenditure					
Exploration capitalised ^{2,3}	-	(5)	3	3	72
Evaluation capitalised ³	127	113	66	307	584
Oil and gas properties ³	186	189	193	546	653
Other property, plant and equipment	4	2	19	9	110
Total	317	299	281	865	1,419

1. Exploration expense includes the impact of reclassification of well results during the period.

2. Exploration capitalised represents expenditure on successful and pending wells, plus permit acquisition costs during the period and is net of well costs reclassified to expense on finalisation of well results.

3. Project Final Investment Decisions result in amounts of previously capitalised exploration and evaluation expense (from current and prior years) being transferred to oil and gas properties. The table above does not reflect the impact of such transfers. There were no such transfers during the quarter.

Production rates



Average daily production rates (100% project) for the quarter ended 30 September 2019 with appropriate comparatives:

Production rates	Woodside share	100% project		Remarks
		Q3 2019	Q2 2019	
Australia NWS				
LNG (t/d)	15.6%	38,449	49,175	Production was lower than the previous quarter due to the execution of a planned major turnaround of LNG1 in July 2019 and a planned integrated NWS Project turnaround in September 2019. The turnaround activity is complete.
Condensate (bbl/d)	15.7%	74,114	89,898	
LPG (t/d)	15.7%	1,129	1,239	
Australia Pluto				
LNG (t/d)	90%	14,722	4,802	Production was higher due to a return to full rates following completion of the major turnaround in Q2 2019. Pluto LNG achieved a new record daily production rate of 15.3 kt/d and record quarterly production of 12.06 MMboe (100%).
Condensate (bbl/d)	90%	9,897	3,486	
Australia Wheatstone				
LNG (t/d)	13%	28,409	29,233	Production was steady against the previous quarter.
Condensate (bbl/d)	20.1%	35,342	32,740	
Other Australia				
Ngujima-Yin Oil (bbl/d) ²	60%	27,672	-	Production was higher due to the resumption of production from the Vincent wells and the start-up of production from the Greater Enfield wells.
Okha Oil (bbl/d)	33.3%	14,208	12,056	Production was higher due to improved facility reliability.
Australia Domestic Gas				
Domestic gas (TJ/d) ¹		96	106	Production was slightly lower to meet customer demand.
Canada				
Domestic gas (TJ/d)	50%	-	24	Liard Basin production ceased June 2019.

1. Australian domestic gas includes the aggregate Woodside equity domestic gas production from all Australian projects.
2. The Ngujima-Yin FPSO produces oil from the Vincent and Greater Enfield resources.

Realised prices



Realised product prices for the quarter ended 30 September 2019 with appropriate comparatives:

Realised Price	Three months ended			Three months ended				
	Units	30 Sep 2019	30 Jun 2019	30 Sep 2018	Units ¹	30 Sep 2019	30 Jun 2019	30 Sep 2018
NWS LNG	\$/MMBtu	7.1	7.1	8.4	\$/boe	41	41	48
Pluto LNG	\$/MMBtu	9.4	8.6	9.9	\$/boe	55	50	57
Wheatstone LNG	\$/MMBtu	8.7	7.5	10.4	\$/boe	50	43	60
Domestic gas	\$/GJ	2.4	2.2	2.6	\$/boe	15	13	16
Condensate	\$/bbl	59	64	72	\$/boe	59	64	72
Oil	\$/bbl	66	69	75	\$/boe	66	69	75
Average realised price					\$/boe	50	44	55
Dated Brent					\$/bbl	62	69	75
JCC (lagged three months) ²					\$/bbl	72	64	71

1. Conversion factors are identified on slide 17.
2. Lagged Japan Customs-cleared Crude (JCC) is the typical reference price for long-term LNG contracts.

Exploration



Permits and licences

Key changes to permit and licence holdings during the quarter ended 30 September 2019 are noted below.

Region	Permit or licence area	Change in interest (%)	Current interest (%)	Remarks
Australia	NT/P86	100	100	Re-release acreage award
Australia	WA-255-P	50	0	Surrendered
Gabon	Block F15 Doukou Dak	40	0	Expiration of licence ¹

Exploration or appraisal wells drilled

No exploration or appraisal wells were drilled during Q3 2019 or planned to commence in Q4 2019.

Seismic activity

Survey name	Basin/area	Amount (km ²) acquired/planned	Remarks
Senegal			
SNE, FAN, SNE North-Spica	MASGBC Basin	1,750 acquired Q3	Acquisition of HD3D seismic over FAN commenced in Q3 in conjunction with the SNE Field Development seismic survey
		2,020 planned Q4	Acquisition of 3D seismic over SNE North-Spica planned to commence in Q4 following the SNE multi-azimuth acquisition

1. Licence exit subject to satisfaction of all licence conditions

Notes on petroleum resource estimates, forward looking statements and conversion factors



Notes on petroleum resource estimates

1. Unless otherwise stated, all petroleum resource estimates are quoted as at the balance date (i.e. 31 December) of the Reserves Statement in Woodside's most recent Annual Report released to the Australian Securities Exchange (ASX) and available at <https://www.woodside.com.au/news-and-media/announcements>, net Woodside share at standard oilfield conditions of 14.696 psi (101.325 kPa) and 60 degrees Fahrenheit (15.56 deg Celsius). Woodside is not aware of any new information or data that materially affects the information included in the Reserves Statement. All the material assumptions and technical parameters underpinning the estimates in the Reserves Statement continue to apply and have not materially changed.
2. Woodside reports reserves net of the fuel and flare required for production, processing and transportation up to a reference point. For offshore oil projects and floating LNG (FLNG) projects, the reference point is defined as the outlet of the floating production storage and offloading (FPSO) facility or FLNG facility respectively, while for the onshore gas projects the reference point is defined as the inlet to the downstream (onshore) processing facility.
3. Woodside uses both deterministic and probabilistic methods for estimation of petroleum resources at the field and project levels. Unless otherwise stated, all petroleum estimates reported at the company or region level are aggregated by arithmetic summation by category. Note that the aggregated Proved level may be a very conservative estimate due to the portfolio effects of arithmetic summation.
4. 'MMboe' means millions (10⁶) of barrels of oil equivalent. Dry gas volumes, defined as 'C4 minus' hydrocarbon components and non-hydrocarbon volumes that are present in sales product, are converted to oil equivalent volumes via a constant conversion factor, which for Woodside is 5.7 Bcf of dry gas per 1 MMboe. Volumes of oil and condensate, defined as 'C5 plus' petroleum components, are converted from MMbbl to MMboe on a 1:1 ratio.
5. The estimates of petroleum resources are based on and fairly represent information and supporting documentation prepared by qualified petroleum reserves and resources evaluators. The estimates have been approved by Mr Ian F. Sylvester, Woodside's Vice President Reservoir Management, who is a full-time employee of the company and a member of the Society of Petroleum Engineers. Mr Sylvester's qualifications include a Master of Engineering (Petroleum Engineering) from Imperial College, University of London, England, and more than 20 years of relevant experience.

Disclaimer and important notice

This report contains forward looking statements, including statements of current intention, statements of opinion and expectations regarding Woodside's present and future operations, possible future events and future financial prospects. Such statements are not statements of fact and may be affected by a variety of known and unknown risks, variables and changes in underlying assumptions or strategy which could cause Woodside's actual results or performance to differ materially from the results or performance expressed or implied by such statements. There can be no certainty of outcome in relation to the matters to which the statements relate, and the outcomes are not all within the control of Woodside.

Woodside makes no representation, assurance or guarantee as to the accuracy or likelihood of fulfilment of any forward looking statement or any outcomes expressed or implied in any forward looking statement. The forward looking statements in this report reflect expectations held at the date of this report. Except as required by applicable law or the ASX Listing Rules, Woodside disclaims any obligation or undertaking to publicly update any forward looking statements, or discussion of future financial prospects, whether as a result of new information or of future events.

All figures are Woodside share for the quarter ending 30 September 2019, unless otherwise stated.

All references to dollars, cents or \$ in this presentation are to US currency, unless otherwise stated.

References to "Woodside" may be references to Woodside Petroleum Ltd or its applicable subsidiaries.

Product	Factor	Conversion Factor ¹
Domestic gas ²	1 TJ	163.6 boe
Liquefied natural gas (LNG)	1 tonne	8.9055 boe
Condensate	1 bbl	1.000 boe
Oil	1 bbl	1.000 boe
Liquefied petroleum gas (LPG)	1 tonne	8.1876 boe
Natural gas	1 MMBtu	0.1724 boe

boe = barrel of oil equivalent
TJ = terajoules
bbl = barrel
MMBtu = million British thermal units
MMscf = million cubic feet of gas
t = tonne
Bcf = billion cubic feet of gas
kt = thousand tonnes

1. Minor changes to some conversion factors can occur over time due to gradual changes in the process stream.
2. Includes both Canadian and Australian products.