

ASX Announcement

Wednesday, 18 August 2021

ASX: WPL
OTC: WOPEY

Woodside Petroleum Ltd.

ACN 004 898 962

Mia Yellagonga

11 Mount Street

Perth WA 6000

Australia

T +61 8 9348 4000

www.woodside.com.au

WOODSIDE HALF-YEAR 2021 RESULTS

Woodside recorded a half-year reported net profit after tax (NPAT) of US\$317 million. Underlying NPAT was US\$354 million, up 17% on the corresponding period in 2020. Operating revenue rose 31% year-on-year to \$2,504 million primarily due to higher realised prices.

The directors have declared an interim dividend of 30 US cents per share (cps), representing an approximately 80% payout ratio of underlying NPAT.

Woodside CEO Meg O'Neill said the result reflected the strong rebound in market conditions following the challenges and uncertainty brought on by COVID-19 in 2020.

"Our revenue was buoyed by higher realised prices driven by the recovery in demand for LNG and oil. Sales volumes increased by 6% to 53.9 million barrels of oil equivalent for the half, as we increased trading activity in response to favourable market conditions.

"Woodside achieved significant progress towards the targeted final investment decision this year for the Scarborough and Pluto Train 2 developments while executing the Sangomar oil project and achieving solid increases in revenue and profit from its low-cost operations.

"Technical work to support execution readiness of the Scarborough and Pluto Train 2 developments is complete, commercial agreements are approaching finalisation and most regulatory approvals have been secured.

"We completed the Scarborough cost update which has incorporated value-accretive scope changes to deliver an approximately 20% increase in offshore processing capacity and provides cost certainty ahead of targeted FID.

"We have launched the sell-down process for up to 49% of Pluto Train 2 and are testing the market for opportunities to reduce Woodside's interest in the Scarborough resource.

"The Scarborough development is globally competitive and has the potential to deliver significant value to shareholders while supporting the world's transition to lower-carbon energy.

"Work on our Sangomar offshore oil project continued on schedule. Support facilities in Dakar have been commissioned and a significant milestone was reached in July with the start of the 23-well development drilling campaign. We remain on track to deliver targeted first oil in 2023.

"We have commenced the formal process to sell down our equity in Sangomar.

"During the half Woodside generated \$1,318 million of cash flow from operating activities, delivered positive free cash flow of \$311 million and our credit ratings of Baa1 and BBB+ were both reaffirmed by Moody's and S&P Global respectively," she said.

Financial headlines for H1 2021

- Net profit after tax of \$317 million.
- Underlying net profit after tax of \$354 million.
- Positive free cash flow of \$311 million.
- Liquidity of \$6,038 million.
- Declared an interim dividend of 30 US cents per share.
- Strong investment grade credit ratings of Baa1 and BBB+ were reaffirmed by Moody's and S&P Global respectively.

Key business activities

Operational performance

- Achieved strong production performance from Pluto LNG and Wheatstone.
- Finalised arrangements with the Western Australian Government to process third-party gas from the Pluto fields and the Waitsia project through KGP.
- Achieved record premiums to Dated Brent for two cargoes; a Vincent crude cargo, and a Wheatstone condensate cargo.

Executing a clear plan

- Completed the cost update in August 2021 for the Scarborough development, in preparation for the targeted FID later this year.
- Launched sell-down processes for Scarborough, Pluto Train 2 and Sangomar.
- Commenced the drilling campaign for the Sangomar Field Development Phase 1 in July 2021.
- Completed the acquisition of FAR's interest in the Rufisque Offshore, Sangomar Offshore and Sangomar Deep Offshore (RSSD) joint venture.

Half-year results teleconference

A teleconference providing an overview of the half-year 2021 results and a question and answer session will be hosted by Meg O'Neill and Woodside CFO Sherry Duhe at 7.00am AWST (9.00am AEST) on Wednesday, 18 August 2021.

We recommend participants pre-register 5 to 10 minutes prior to the conference call via the following link:

<https://s1.c-conf.com/diamondpass/10014495-vdi842.html>

Following pre-registration, participants will receive the teleconference details and a unique access passcode.

The half-year results briefing pack follows this announcement and will be referred to during the conference call.

Contacts: Investors

Damien Gare
W: +61 8 9348 4421
M: +61 417 111 697
E: investor@woodside.com.au

Media

Christine Forster
M: +61 484 112 469
E: christine.forster@woodside.com.au

This ASX announcement was approved and authorised for release by Woodside's Disclosure Committee.

HALF-YEAR RESULTS BRIEFING 2021

18 AUGUST 2021



2021

Disclaimer and important notice

Disclaimer and risks

- This presentation contains forward looking statements that are subject to risk factors associated with oil and gas businesses.
- It is believed that the expectations reflected in these statements are reasonable as at the date of this presentation but they may be affected by a variety of variables and changes in underlying assumptions which could cause actual results or trends to differ materially, including but not limited to: price fluctuations, actual demand, currency fluctuations, drilling and production results, reserve estimates, loss of market, industry competition, environmental risks, physical risks, legislative, fiscal and regulatory developments, changes in accounting standards, economic and financial market conditions in various countries and regions, political risks, project delay or advancement, approvals and cost estimates.
- Readers are cautioned not to place undue reliance on these forward looking statements. No representation is made or will be made that any forward looking statements will be achieved or will prove to be correct. We do not undertake to update or revise any forward looking statement, whether as a result of new information, future events or otherwise.
- This presentation does not include any express or implied prices at which Woodside will buy or sell financial products.

Notes to petroleum resources estimates

1. Unless otherwise stated, all petroleum resource estimates are quoted as at the balance date (i.e. 31 December) of the Reserves Statement in Woodside's most recent Annual Report released to ASX and available at <https://www.woodside.com.au/news-and-media/announcements>, net Woodside share at standard oilfield conditions of 14.696 psi (101.325 kPa) and 60 degrees Fahrenheit (15.56 degrees Celsius). Woodside is not aware of any new information or data that materially affects the information included in the Reserves Statement. All the material assumptions and technical parameters underpinning the estimates in the Reserves Statement continue to apply and have not materially changed.
2. The Reserves and Resource Statement dated 31 December 2020 has been subsequently updated by ASX announcements dated 15 July 2021 and 18 August 2021.
3. Woodside reports reserves net of the fuel and flare required for production, processing and

transportation up to a reference point. For offshore oil projects the reference point is defined as the outlet of the floating production storage and offloading (FPSO) facility, while for the onshore gas projects the reference point is defined as the inlet to the downstream (onshore) processing facility.

4. Woodside uses both deterministic and probabilistic methods for estimation of petroleum resources at the field and project levels. Unless otherwise stated, all petroleum estimates reported at the company or region level are aggregated by arithmetic summation by category. Note that the aggregated Proved level may be a very conservative estimate due to the portfolio effects of arithmetic summation.
5. 'MMboe' means millions (10^6) of barrels of oil equivalent. Dry gas volumes, defined as 'C4 minus' hydrocarbon components and non-hydrocarbon volumes that are present in sales product, are converted to oil equivalent volumes via a constant conversion factor, which for Woodside is 5.7 Bcf of dry gas per 1 MMboe. Volumes of oil and condensate, defined as 'C5 plus' petroleum components, are converted from MMbbl to MMboe on a 1:1 ratio.
6. The estimates of petroleum resources are based on and fairly represent information and supporting documentation prepared under the supervision of Mr Jason Greenwald, Woodside's Vice President Reservoir Management, who is a full-time employee of the company and a member of the Society of Petroleum Engineers. Mr Greenwald's qualifications include a Bachelor of Science (Chemical Engineering) from Rice University, Houston, Texas, and more than 20 years of relevant experience. The estimates have been approved by Mr Ian Sylvester, Woodside's Vice President Corporate Reserves.

Other important information

- All references to dollars, cents or \$ in this presentation are to US currency, unless otherwise stated.
- References to "Woodside" may be references to Woodside Petroleum Ltd or its applicable subsidiaries.

Cover page image: The Woodside-operated facilities on the Burrup Peninsula and surrounding landscape.

Financial overview

\$317 million

**Net profit
after tax**

 108%

\$354 million

**Underlying
net profit
after tax**

 17%

\$1,318 million

**Operating
cash flow**

 19%

\$311 million

**Free cash
flow**

 18%

30 US cents
per
share

**Interim
dividend**

 15%

Operational overview

46.3 MMboe

**Half-year
production**

▼ 8%

53.9 MMboe

**Half-year
sales volumes**

▲ 6%

44.6 per boe

**Average
realised price**

▲ 24%

\$984 million

Gross profit

▲ 618%

0 Tier 1 and
Tier 2

**Process safety
events**

Operational performance

PLUTO LNG

- Ongoing high production
- Achieved highest daily production rate in June
- Delivered efficiency improvements and emissions reductions
- Commenced installation of subsea equipment for Pyxis Hub

NWS PROJECT

- On track for 15% reduction in 2021 operating cash costs
- Commenced construction activities on GWF-3
- Finalised arrangements to process third-party gas
- Completed LNG 4 and Goodwyn A Platform turnarounds in July

WHEATSTONE

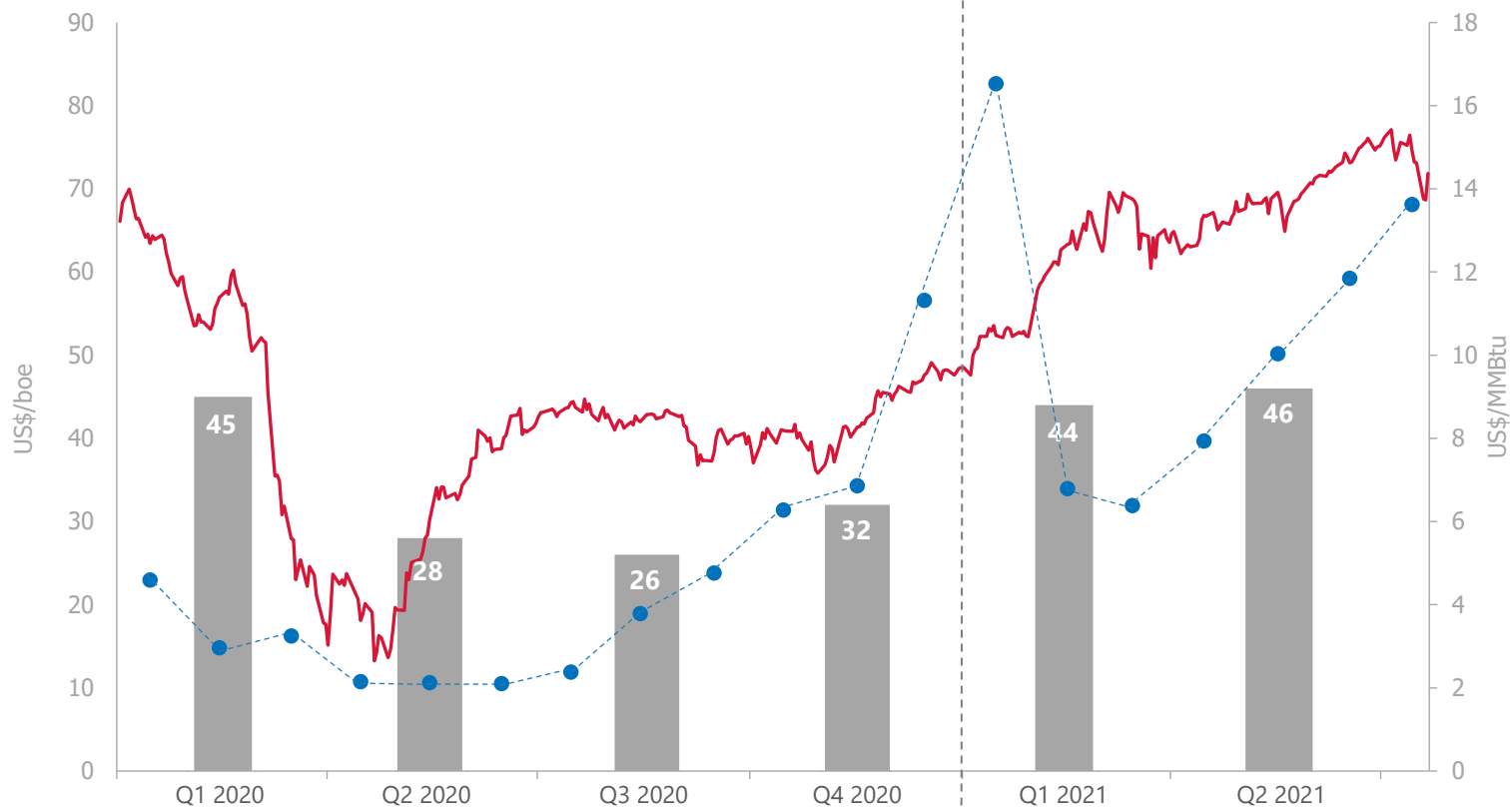
- Achieved solid production through optimisation of production wells
- Commenced installation of subsea equipment for Julimar-Brunello Phase 2

AUSTRALIA OIL

- Lower production from Ngujima-Yin FPSO due to reliability and weather impacts
- Achieved record price premium to Dated Brent from Ngujima-Yin FPSO

SAFE | RELIABLE | EFFICIENT

Sustained price recovery



— Dated Brent oil price (LHS)
-•- Average LNG spot price (JKM, RHS)
■ Woodside average realised price (LHS)

Continuing to see strong oil demand recovery in 2021

Improved oil price supports investment

Increased trading activity supported by favourable market conditions

Transforming operations to maintain low cost

Targeting 30% cost reduction for operated assets over 3 years

Risk based maintenance

Doing the right maintenance at the right time

Condition based maintenance

Sensors to generate work orders and permits

Maintenance planning

Dynamic tools to reduce preparation and lead time

Permit automation

Automated permit generation for routine tasks

Inventory optimisation

Based on equipment criticality and history

Maintenance cost management

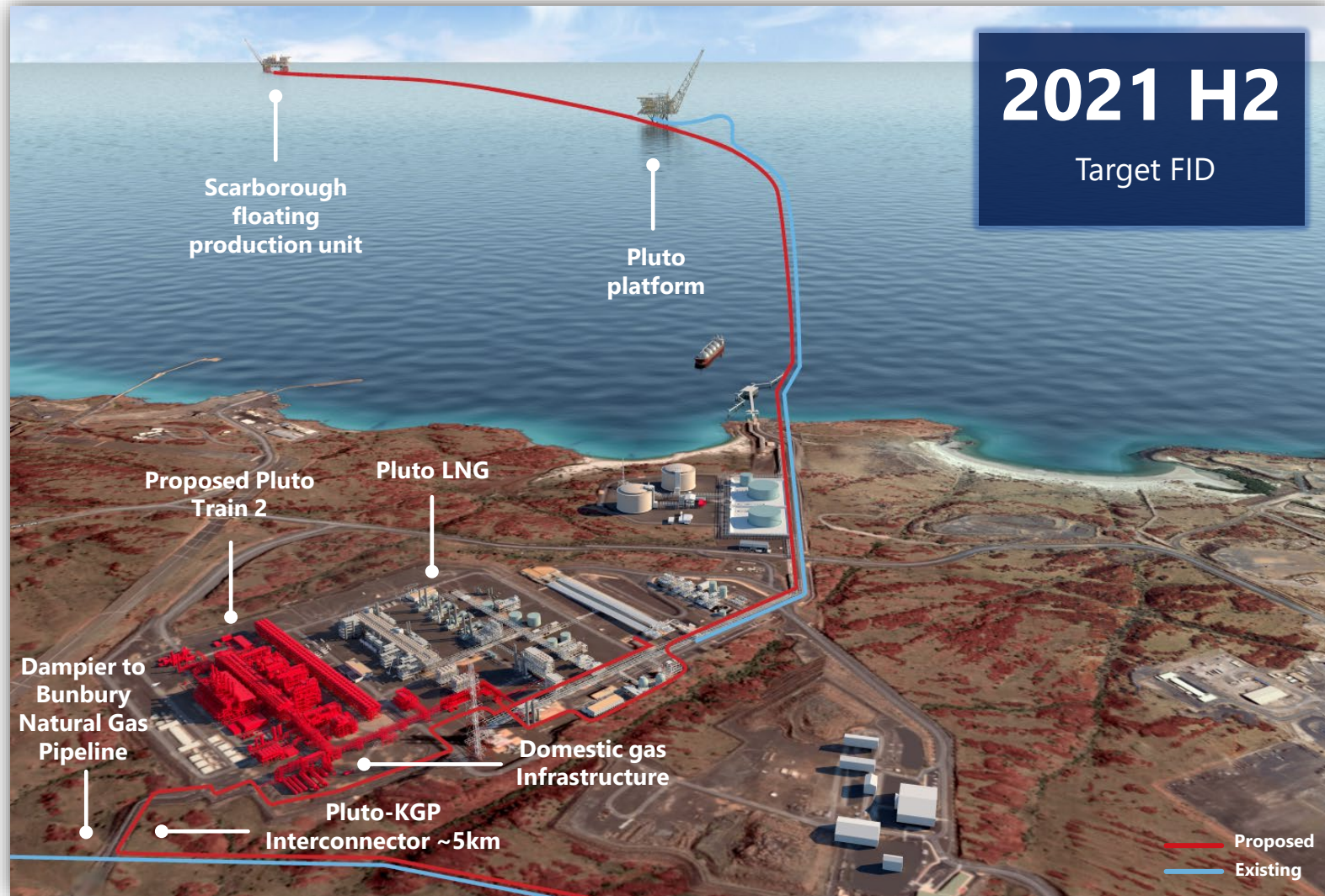
Cost data for additional insight

Rationale:

Maintain cost competitiveness in a commoditised market

Capture tolling opportunity at NWS

Scarborough development momentum for FID



11.1 Tcf
resource size, 100%

> **12** %
internal rate of return¹

~\$**6.8** per MMBtu
globally competitive cost
of supply²

~**0.1** %
CO₂ in reservoir

Conceptual image, not to scale. All dates are Woodside targets (unless otherwise indicated). Developments and dates are subject to joint venture approvals, regulatory approvals, appropriate market conditions and relevant commercial arrangements.

1. US\$65/bbl (real terms 2022) Brent oil price. Integrated Scarborough and Pluto.
2. Woodside integrated LNG DES North Asia. At 10% discount rate.

Scarborough development ready for execution

TECHNICAL WORK COMPLETE

Design concept finalised for Pluto Train 1 modifications

Execution planning and **schedule optimised** for Scarborough and Pluto Train 2

REGULATORY APPROVALS

Update approved to Pluto Greenhouse Gas Abatement Program

Scarborough Nearshore environmental approval granted in August 2021

COST CERTAINTY

Cost estimate updated to \$12.0 billion (100%)

Contract strategy reduces cost risk

EQUITY SELL-DOWN LAUNCHED

Pluto Train 2 **targeting a sell-down of up to 49%**

Testing the market for **value-accretive** sell-down of the Scarborough resource

Sangomar project on schedule for first oil in 2023



Ocean BlackRhino drillship

DRILLING

- 23-well **drilling campaign commenced** in July 2021



VLCC bow removed

FPSO CONVERSION

- Tanker **conversion continues**
- Topside **module construction commenced**
- **Turret and mooring system construction underway**



Logistics supply base

LOGISTICS

- **Logistics base established** and operational at the Port of Dakar
- Fleet of helicopters and **supply vessels mobilised** and supporting drilling campaign



Coated pipe loadout for spooling

SUBSEA EQUIPMENT

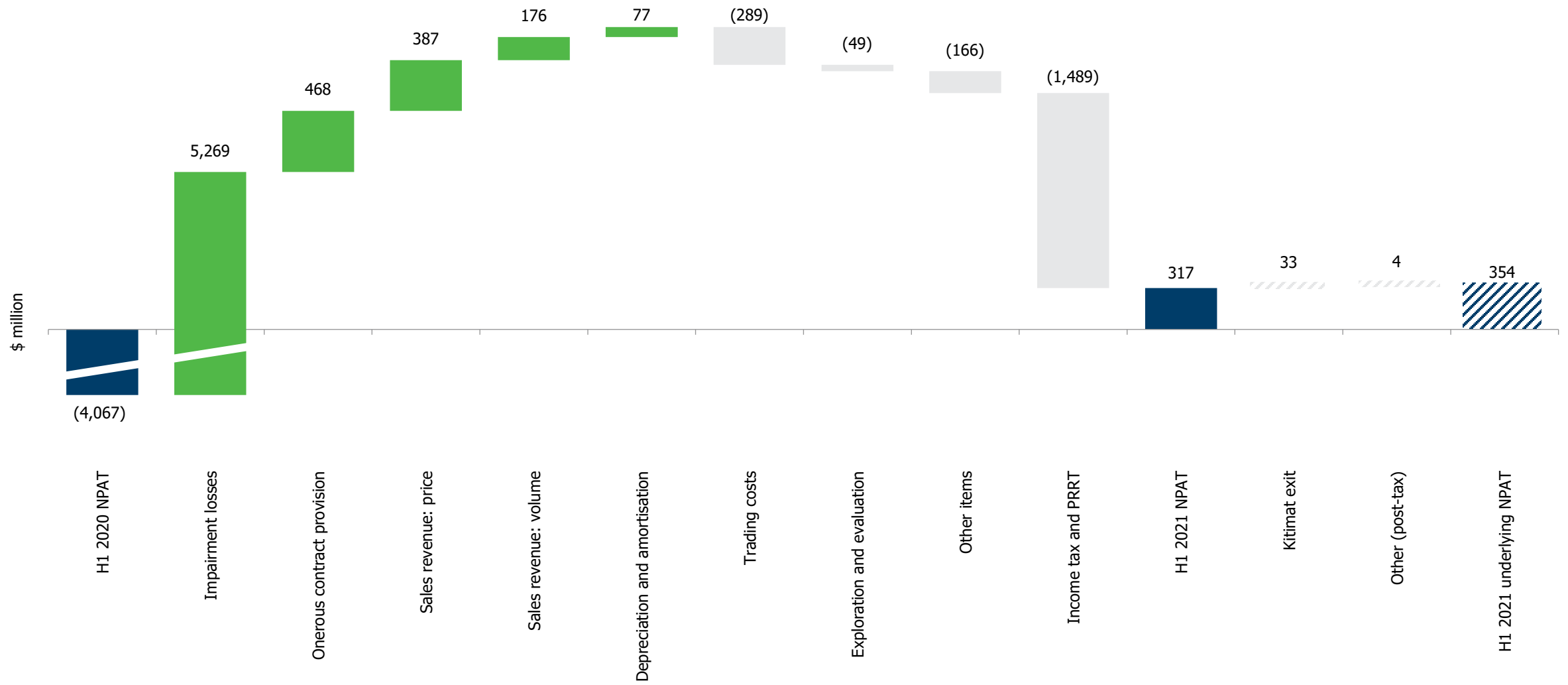
- **Fabrication progressing** across multiple locations
- **Xmas trees and wellheads delivered** in country on schedule
- **Flowlines shipped to Norway** for spooling onto pipelay vessel

FINANCIAL UPDATE

Sherry Duhe
Executive Vice President and CFO



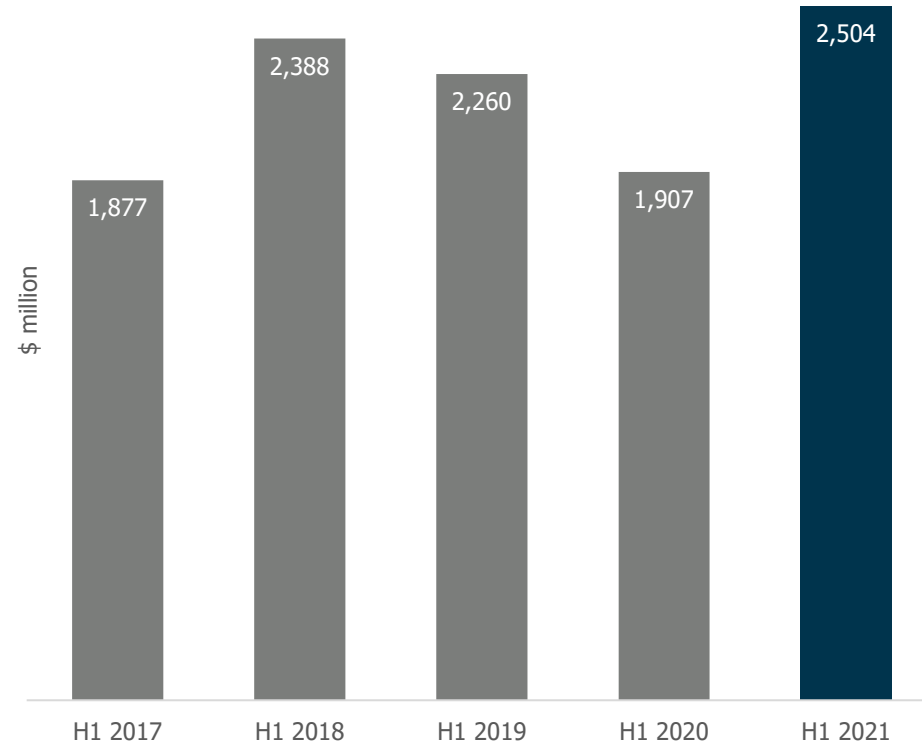
Net profit after tax reconciliation



Operating revenue

- Operating revenue increased by 31%
- Impact of higher realised prices and increased trading activity
- Higher shipping and other revenue driven by an increase in shipping sub-chartering

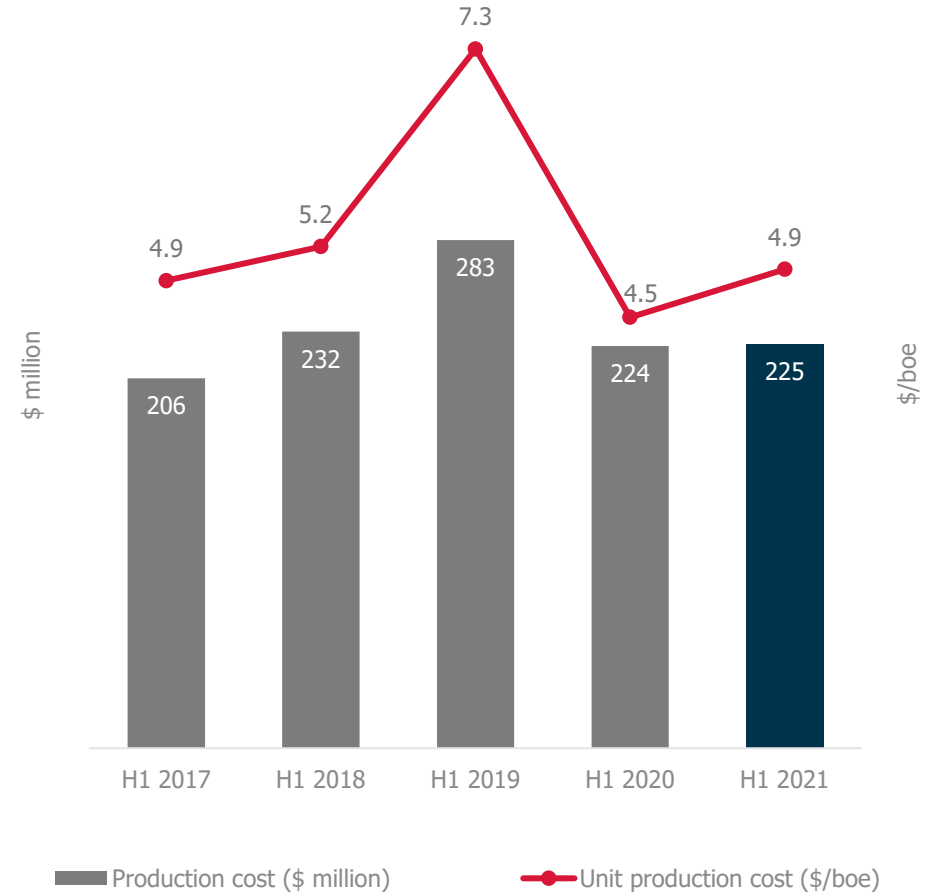
Operating revenue



Operational cost performance

- Production cost flat
- Unit production cost impacted by:
 - Lower NWS production
 - Planned maintenance activities
 - Lower oil production due to reliability and weather events

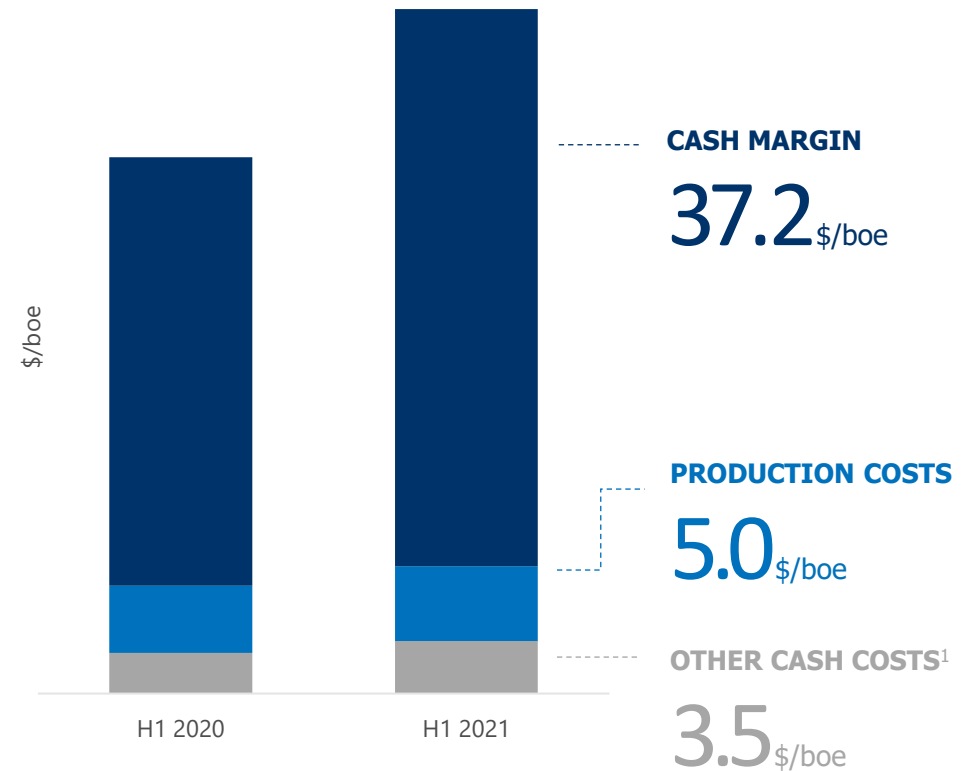
Production cost



Ongoing high cash margin

- Cash margin increased by \$8.6/boe and maintained above 80%
- Impact of higher realised prices

Cash margin

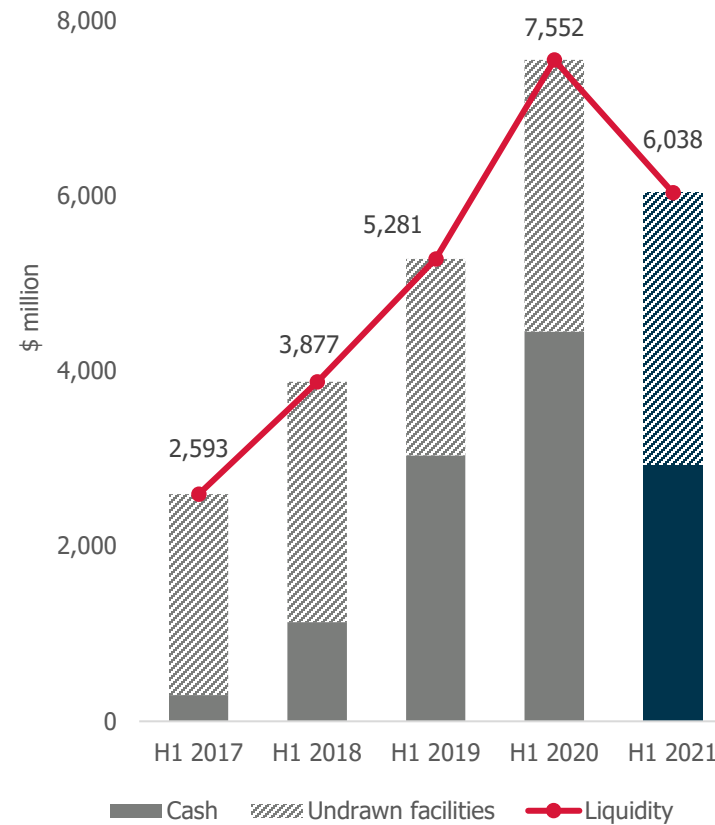


1. Other cash costs include royalties and excise, insurance and shipping costs.

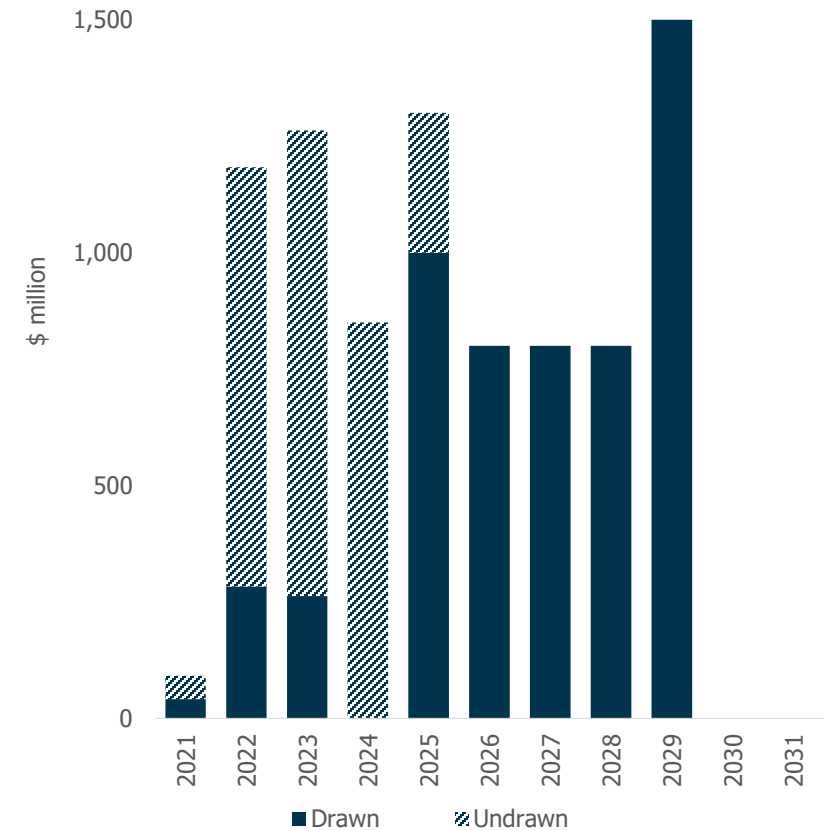
Maintaining strong balance sheet

- Gearing decreased to 23.3% (from 24.4% year-end 2020)
- Target gearing range is 15-35%
- Low portfolio cost of debt (<3%)
- Target liquidity cover of ~12-18 months
- Credit ratings reaffirmed

Continuing strong liquidity



Balanced debt maturity profile



Hedging and trading activities

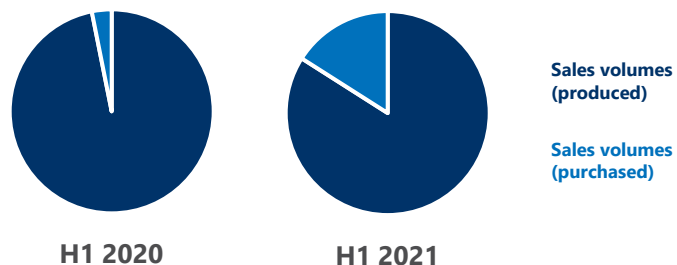
CORPUS CHRISTI HEDGING AND SALES

~85% Corpus Christi 2022 volumes are hedged or sold at fixed price¹

~25% Corpus Christi 2023 volumes are hedged¹

- 2022 and 2023 hedging has been undertaken to manage price risk associated with Corpus Christi volumes
- Hedging activity complements existing sales of approximately 50% of 2022 volumes

TRADING AND OPTIMISATION



- Activity includes the buying and selling of third-party cargoes
- Enables optimisation and flexibility of Woodside's existing portfolio
- Margins of up to 5% for third-party activities and optimisation (excluding Corpus Christi)
- Full year trading costs including Corpus Christi expected to be \$1.1 – 1.3 billion
- Sale of third-party cargoes including Corpus Christi is presented in LNG revenue

PRODUCED HYDROCARBONS HEDGING

up to **20%**

oil-linked exposure hedged in any one year

- Regular review of the appropriate level of hedging to protect against downside pricing risk
- 2 MMboe of 2021 production hedged at an average price of \$73.68 per barrel
- Approximately 6 MMboe of 2022 production hedged at an average price of \$71.72 per barrel

2021 guidance

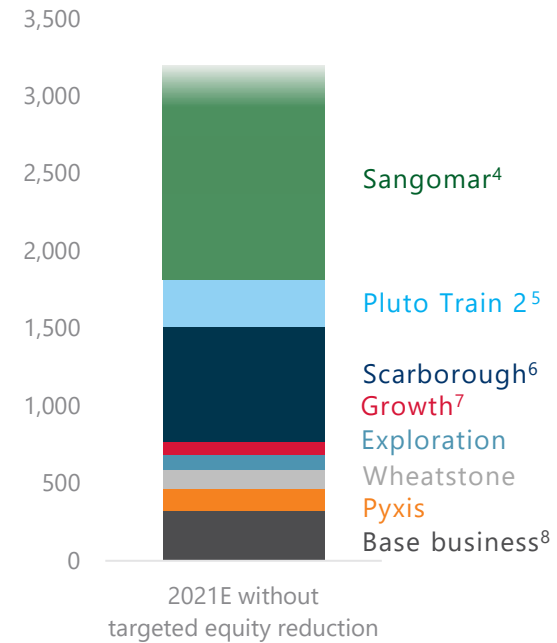
Full-year 2021 line item guidance

		Guidance range (\$ million)
Other cost of sales	Production costs	450 – 550
	Trading costs ¹	1,100 – 1,300
Other expenses	General, administrative and other costs	150 – 250

Other guidance

	Previous	Current
Production volume (MMboe) ²	90 – 95	90 – 93
Uncontracted production ³	10 – 15%	No change

Investment expenditure unchanged \$2,900 – 3,200 million



1. Incorporates Corpus Christi and third-party purchased volumes. Third-party trading volumes is approximately \$800 million. Does not include the onerous contract provision movement.
2. Production guidance from produced hydrocarbons only. Does not include purchased hydrocarbons.
3. Subject to contractual flexibility and production outcomes.
4. Sangomar 2021E represents 82% participating interest.
5. Pluto Train 2 2021E represents 100% participating interest.
6. Scarborough includes \$450 million due to ExxonMobil and BHP on a positive FID to develop the Scarborough field.
7. Growth includes Pluto-KGP Interconnector, Browse and other spend.
8. Base business includes Pluto LNG, NWS Project, Australia Oil and Corporate.

SUMMARY

Meg O'Neill
CEO and Managing Director



Energy transition - implementing a lower-carbon future

EMISSIONS REDUCTION TARGETS¹

15%
by 2025

30%
by 2030

Net zero
aspiration by
2050

NEW ENERGY

Hydrogen

Ammonia

TRANSPARENCY

Vote on climate reporting
at 2022 AGM

RENEWABLE POWER

Burrup solar import

CARBON BUSINESS

Building a diverse
portfolio of offsets

CARBON CAPTURE AND STORAGE

Screening for
suitable
reservoirs

Investigating
CCUS options

Avoid emissions | Reduce emissions | Offset emissions

1. Baseline is set as the gross average equity Scope 1 and 2 emissions over 2016-2020 and may be adjusted (up or down) for potential equity changes in producing or sanctioned assets, with an FID prior to 2021.

Priorities for 2021

DISCIPLINED EXPENDITURE

1 Cost and efficiency transformation

CREATE AND PROTECT VALUE

2 Achieve targeted Scarborough FID in H2 2021

3 Deliver Sangomar Phase 1

BUILD OUR SUSTAINABLE FUTURE

4 Deliver value through the energy transition

Customer focused | Low cost | Low carbon

Progress the merger of Woodside and BHP's petroleum business

ANNEXURE



Realised price

Products	H1 2021 (\$/boe)	H1 2020 (\$/boe)	Variance (%)	Revenue impact (\$ million)
LNG ¹	41	37	11	140
Domestic gas	17	14	20	7
Condensate	68	38	81	120
Oil	74	39	88	120
LPG	60	-	-	-
Volume-weighted average	45	36	24	387
Average Dated Brent	65	40	62	
Average 3-month lagged JCC	50	67	(25)	

1. Includes an amount recognised in other income reflecting the arrangements governing Wheatstone LNG sales.

Corporate performance

		H1 2021	H1 2020
Production volume	MMboe	46.3	50.1
Operating revenue	\$ million	2,504	1,907
EBITDA ¹	\$ million	1,496	974
EBIT	\$ million	621	(5,242)
Net finance costs	\$ million	(118)	(124)
Tax (benefit)/expense	\$ million	(161)	1,328
Non-controlling interest	\$ million	25	29
NPAT	\$ million	317	(4,067)

1. H1 2020 EBITDA has been restated to exclude impairment losses.

2021 half-year segment performance

		NWS	Pluto	Australia Oil	Wheatstone
Production volume	MMboe	13.2	21.8	3.9	7.4
Operating revenue	\$ million	557	1,027	301	295
EBITDA	\$ million	417	843	207	252
EBIT	\$ million	308	362	97	134
Cash margin	%	72%	86%	80%	83%
Gross margin	%	53%	36%	47%	45%

Head Office:

Woodside Petroleum Ltd
Mia Yellagonga
11 Mount Street
Perth WA 6000

Postal Address:

GPO Box D188
Perth WA 6840
Australia
T: +61 8 9348 4000
F: +61 8 9214 2777
E: companyinfo@woodside.com.au

Woodside Petroleum Ltd

ABN 55 004 898 962

woodside.com.au

